


1650 HIGH RAPID SCREEN

PRODUCT SPECIFICATION SHEET

PRODUCT FEATURES





- E1 Enviroboard on Lower Half of Screen
- Pinable Fabric on Top Half of Screen
- Screens Used As Part of the Rapid Screen Modular System
- Slimline and Easy to Assemble
- Provide Privacy to the Workplace and Noise Reduction between Workstations
- Available in Blue or Grey
- Available in 1250mm or 1650mm Heights
- Multiple Sizes to Suit Rapid Span Top Sizes

PRODUCT DIMENSIONS

- SC716
750mm W x 30mm D x 1650mm H
Box Size - 790mm W x 50mm D x 1680mm H
Weight - 20kg Cubic, Meter - 0.07
- SC1216
1200mm W x 30mm D x 1650mm H
Box Size - 1240mm W x 50mm D x 1680mm H
Weight - 33kg Cubic Meter - 0.10
- SC1516
1500mm W x 30mm D x 1650mm H
Box Size - 1540mm W x 50mm D x 1680mm H
Weight - 41kg Cubic Meter - 0.13
- SC1816
1800mm W x 30mm D x 1650mm H
Box Size - 1840mm W x 50mm D x 1680mm H
Weight - 49kg Cubic Meter - 0.15

FINISHES

- Blue or Grey Fabric Screen Top Half
- Ironstone Bottom Half
- Silver Frame



WARRANTY

- 5 Year Warranty



E1 ENVIROBOARD



rapidline
FURNITURE FOR TODAY

