



## GO SWING DOOR CUPBOARD

GO swing door cupboards are available in 3 heights with doors opening to 180 degrees, a flush lock adjustable shelves, and fully tested to British standards.

10 year warranty.

### ADDITIONAL INFORMATION

<b>Weight</b>	0.0000 kg
<b>Dimensions</b>	450 × 910 × 1015 mm
<b>Size</b>	1015mm H x 910mm W x 450mm D, 1830mm H x 910mm W x 450mm D, 2000mm H x 910mm W x 450mm D
<b>Colour</b>	Graphite Ripple, Silver Grey, White China

**SKU:** GOSWINGDRCUPBOARD

**Categories:** [Cupboards, Tambours & Accessories](#), [GO Steel](#), [Storage](#)

### GALLERY IMAGES



### VARIATIONS

Image	SKU	Stock Status	Stock Quantity	Description	Size	Colour
	GC10 GR			<b>Box 1</b> <b>Width:</b> 1080 (mm) <b>Box 1</b> <b>Depth:</b> 530 (mm) <b>Box 1</b> <b>Height:</b> 200 (mm)	1015mm H x 910mm W x 450mm D	Graphite Ripple



Image	SKU	Stock Status	Stock Quantity	Description	Size	Colour
	GC10 SG			<b>Box 1 Width:</b> 1080 (mm) <b>Box 1 Depth:</b> 530 (mm) <b>Box 1 Height:</b> 200 (mm)	1015mm H x 910mm W x 450mm D	Silver Grey
	GC10 WC			<b>Box 1 Width:</b> 1080 (mm) <b>Box 1 Depth:</b> 530 (mm) <b>Box 1 Height:</b> 200 (mm)	1015mm H x 910mm W x 450mm D	White China
	GC18 GR			<b>Box 1 Width:</b> 1900 (mm) <b>Box 1 Depth:</b> 520 (mm) <b>Box 1 Height:</b> 260 (mm)	1830mm H x 910mm W x 450mm D	Graphite Ripple







Image	SKU	Stock Status	Stock Quantity	Description	Size	Colour
	GC18 SG			<b>Box 1</b> <b>Width:</b> 1900 (mm) <b>Box 1</b> <b>Depth:</b> 520 (mm) <b>Box 1</b> <b>Height:</b> 260 (mm)	1830mm H x 910mm W x 450mm D	Silver Grey
	GC18 WC			<b>Box 1</b> <b>Width:</b> 1900 (mm) <b>Box 1</b> <b>Depth:</b> 520 (mm) <b>Box 1</b> <b>Height:</b> 260 (mm)	1830mm H x 910mm W x 450mm D	White China
	GC20 GR			<b>Box 1</b> <b>Width:</b> 2040 (mm) <b>Box 1</b> <b>Depth:</b> 520 (mm) <b>Box 1</b> <b>Height:</b> 170 (mm)	2000mm H x 910mm W x 450mm D	Graphite Ripple



Image	SKU	Stock Status	Stock Quantity	Description	Size	Colour
	GC20 SG			<b>Box 1</b> <b>Width:</b> 2040 (mm) <b>Box 1</b> <b>Depth:</b> 520 (mm) <b>Box 1</b> <b>Height:</b> 170 (mm)	2000mm H x 910mm W x 450mm D	Silver Grey
	GC20 WC			<b>Box 1</b> <b>Width:</b> 2040 (mm) <b>Box 1</b> <b>Depth:</b> 520 (mm) <b>Box 1</b> <b>Height:</b> 170 (mm)	2000mm H x 910mm W x 450mm D	White China

## PRODUCT DESCRIPTION

GO Heavy Duty Stationery Cupboard

FLAT PACK or PREASSEMBLED

910mm W x 450mm D

Includes Adjustable Shelves Rivet Gun Required For Assembly

10 Year Warranty